

AX105233-S1 Modular Connectors - Fiber Field-Termination Connectors - FX Brilliance Universal

For more Information
please call

1-800-Belden1

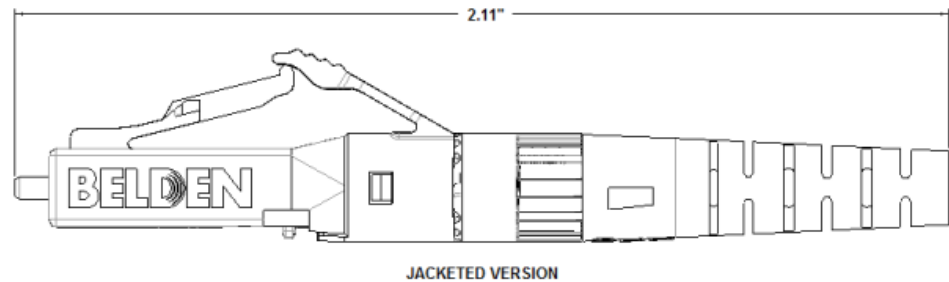
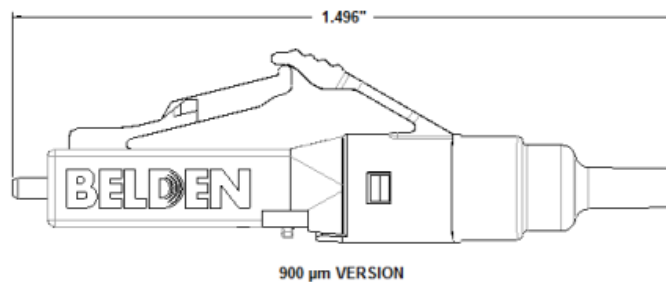
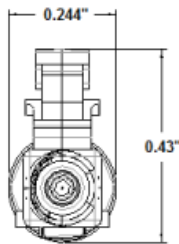


General Description:

FX Brilliance Universal LC Keyed Field Installable Connector, Multimode, OM4, Blue Housing, 1/pack, with support for 250 um (using Breakout kit or 250 um boot), 900 um, 2 mm and 3 mm fiber (using jacketed boots). Includes 900 um boot, other accessories (Breakout Kit, 250 um boot & jacketed boots) sold separately.

Image

Image:



Usage (Overall)

Suitable Applications:

Field-termination of fiber optic cables within Patch Panels, Distribution Frames, Workstation Outlets for FTTD (Fiber to the Desk), drops for FTTH (Fiber to the home) and MDU (Multiple Dwelling Units).

Related Parts:

FX Brilliance Precision Installation Kit, Boots for 2mm and 3mm Jacketed Fiber, 250um to 900um breakout kits.

Physical Characteristics (Connectivity)

Materials

Materials:

Description	Material	Color
Boot	Rubber	Black
Protective Ferrule Cap	Plastic	Opaque
Connector Body	Plastic	Blue

Weight

Weight: 0.007 lbs.

Included Parts

Included Parts: 900 μ m boot, protective ferrule cap

Packaging

Packaging: Single (1) connector sample in a sealed plastic bag

AX105233-S1 Modular Connectors - Fiber Field-Termination Connectors - FX Brilliance Universal

Mechanical Characteristics (Connectivity)

Mechanical Specifications:

Parameters	Specifications
Interconnection Compatibility	TIA/EIA-604-10A (FOCIS 10)
Field Assembly Time	40 seconds including fiber preparation
Durability (Multimode)	500 cycles, less than 0.2 dB change, FOTP-21
Durability (Single-mode)	500 cycles, less than 0.3 dB change, FOTP-21
Nominal Fiber OD	125 µm
Storage Temperature	-40°F to +140°F (-40°C to +60°C)
Operating Temperature	-40°F to +167°F (-40°C to +75°C)
Tensile strength on 2 mm Jacketed fiber	11.24 lb (5.1 Kg), less than 0.2 dB change, FOTP-6
Tensile strength on 900 µm tight buffered fiber	1.12 lb (0.5 Kg), less than 0.2 dB change, FOTP-6
Tensile strength on 250µm fiber	0.5lb (0.45Kg), less than 0.2 dB change, FOTP-6
Ferrule	Ceramic

Applicable Specifications and Agency Compliance (Overall)

Applicable Standards & Environmental Programs

EU Directive 2002/95/EC (RoHS):	Yes
EU RoHS Compliance Date (mm/dd/yyyy):	07/01/2006
MIL Order #39 (China RoHS):	EUP 50
Telecommunications Standards:	TIA 568-C.3
Safety Listing:	ACA

Suitability

Suitability - Indoor:	Yes - Indoor
-----------------------	--------------

Transmission Characteristics (Connectivity)

Transmission Specifications:

Fiber type	Maximum Insertion Loss	Typical Insertion Loss	Minimum reflectance @ 1550 nm
Multimode	0.50 dB	0.20 dB	-30 dB
Single-mode UPC	0.50 dB	0.30 dB	-50 dB
Single-mode APC	0.50 dB	0.30 dB	-60 dB

Notes (Overall)

Notes: Refer to Installation Guide PX105234 for installation procedures. Fiber can be reterminated up to 5 times with the same connector.

Product Family

Part Number List:

Description	OM1 (62.5µm)	OM1 (62.5µm)	OM4 (50µm)	OM4 (50µm)	OS2 (SM)	OS2 (SM)	Accessories
Breakout Kit 12 fibers	-	-	-	-	-	-	AX101101
Breakout Kit 12 fibers for Central Tube Loose Tube Cable	-	-	-	-	-	-	AX104696
Breakout Kit 6 fibers	-	-	-	-	-	-	AX101100
Breakout Kit 6 fibers for Central Tube Loose Tube Cable	-	-	-	-	-	-	AX104695
FX Brilliance Universal 2mm Boot 25/PK	-	-	-	-	-	-	AX105214-B25
FX Brilliance Universal 3mm Boot 25/PK	-	-	-	-	-	-	AX105215-B25
LC Keyed Field Installable - Aqua	AX105224-S1	AX105224-B25	AX105236-S1	AX105236-B25	AX105248-S1	AX105248-B25	-
LC Keyed Field Installable - Black	AX105219-S1	AX105219-B25	AX105231-S1	AX105231-B25	AX105243-S1	AX105243-B25	-
LC Keyed Field Installable - Blue	AX105221-S1	AX105221-B25	AX105233-S1	AX105233-B25	AX105245-S1	AX105245-B25	-
LC Keyed Field Installable - Brown	AX105225-S1	AX105225-B25	AX105237-S1	AX105237-B25	AX105249-S1	AX105249-B25	-
LC Keyed Field Installable - Green	AX105217-S1	AX105217-B25	AX105229-S1	AX105229-B25	AX105241-S1	AX105241-B25	-
LC Keyed Field Installable - Orange	AX105220-S1	AX105220-B25	AX105232-S1	AX105232-B25	AX105244-S1	AX105244-B25	-
LC Keyed Field Installable - Red	AX105216-S1	AX105216-B25	AX105228-S1	AX105228-B25	AX105240-S1	AX105240-B25	-
LC Keyed Field Installable - Rose	AX105223-S1	AX105223-B25	AX105235-S1	AX105235-B25	AX105247-S1	AX105247-B25	-
LC Keyed Field Installable - Slate	AX105226-S1	AX105226-B25	AX105226-S1	AX105226-B25	AX105250-S1	AX105250-B25	-
LC Keyed Field Installable - Violet	AX105222-S1	AX105222-B25	AX105234-S1	AX105234-B25	AX105246-S1	AX105246-B25	-
LC Keyed Field Installable - White	AX105227-S1	AX105227-B25	AX105227-S1	AX105227-B25	AX105251-S1	AX105251-B25	-
LC Keyed Field Installable - Yellow	AX105218-S1	AX105218-B25	AX105230-S1	AX105230-B25	AX105242-S1	AX105242-B25	-

Put Ups and Colors:

Item #	Putup	Ship Weight	Color	Notes	Item Desc
AX105233-S1	1 EA	0.004 KG			FX BR U LC KEYED BL OM4 1/PK

AX105233-S1 Modular Connectors - Fiber Field-Termination Connectors - FX Brilliance Universal

Revision Number: 0 Revision Date: 09-02-2014

© 2016 Belden, Inc
All Rights Reserved.

Although Belden makes every reasonable effort to ensure their accuracy at the time of this publication, information and specifications described herein are subject to error or omission and to change without notice, and the listing of such information and specifications does not ensure product availability. Belden provides the information and specifications herein on an "AS IS" basis, with no representations or warranties, whether express, statutory or implied. In no event will Belden be liable for any damages (including consequential, indirect, incidental, special, punitive, or exemplary damages) whatsoever, even if Belden has been advised of the possibility of such damages, whether in an action under contract, negligence or any other theory, arising out of or in connection with the use, or inability to use, the information or specifications described herein. All sales of Belden products are subject to Belden's standard terms and conditions of sale.

Belden believes this product to be in compliance with EU RoHS (Directive 2002/95/EC, 27-Jan-2003). Material manufactured prior to the compliance date may be in stock at Belden facilities and in our Distributor's inventory. The information provided in this Product Disclosure, and the identification of materials listed as reportable or restricted within the Product Disclosure, is correct to the best of Belden's knowledge, information, and belief at the date of its publication. The information provided in this Product Disclosure is designed only as a general guide for the safe handling, storage, and any other operation of the product itself or the one that it becomes a part of. This Product Disclosure is not to be considered a warranty or quality specification. Regulatory information is for guidance purposes only. Product users are responsible for determining the applicability of legislation and regulations based on their individual usage of the product.