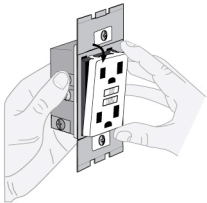



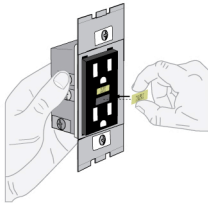
# GFCI Color Kit



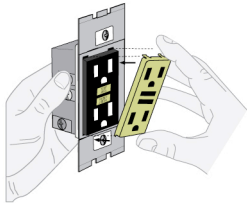
Push down tabs per diagram, one at a time and rotate forward to release face



Pull out Test and Reset buttons



Insert new Test and Reset buttons



Attach new face by inserting bottom hinge tabs, then pivot and snap on the new face