

# Pretium EDGE® HD Solutions

A LANscape® Pretium®  
Solutions Product

## Pretium EDGE® HD Solutions for Enterprise Data Centers and Storage Area Networks

Corning Cable Systems Pretium EDGE® HD Solutions create a fiber optic tip-to-tip solution for Data Centers and Storage Area Networks (SANs) consisting of housings, modules, panels, trunks harnesses and jumpers.



Pretium EDGE Solutions | Photo MM191

# Pretium EDGE® HD Solutions

A LANscape® Pretium®  
Solutions Product

## features and benefits |

<b>Removable top covers on the 1U and 2U housings</b>	Provide easier access to modules and panels
<b>Pretium EDGE reverse polarity uniboot duplex jumpers</b>	Enables for quick and easy polarity management
<b>Improved mounting brackets</b>	Allow for depth adjustment in the rack
<b>New bracket option for 23-in racks</b>	Offers the ultimate design flexibility
<b>New mounting system</b>	Allows for one-person installation
<b>New snap-in routing guides</b>	Provides easier cable management

## Pretium EDGE® HD Solutions

Pretium EDGE® HD Solutions are high-density preterminated optical cabling solutions offering industry-leading connector density. With unprecedented finger access, there is no need for additional tools enabling faster moves, adds and changes.



Pretium EDGE HD Solutions | Photo LAN2279

## specifications |

Insertion Loss (dB) Max		
	OM3/OM4	OS2
<b>Connected Mated Pairs</b>		
LC	0.15	0.5
MTP® Connector	0.35	0.75
<b>Modules/Harnesses</b>		
LC	0.5	1.3

# Pretium EDGE® HD Solutions

A LANscape® Pretium®  
Solutions Product

## Pretium EDGE® Solutions

Pretium EDGE® HD housings are available in 1U, 2U and 4U sizes. Mountable in 19-in racks or cabinets, they provide industry-leading high-density connectivity when combined with Pretium EDGE modules, panels, harnesses, trunks and jumpers.

- EDGE-01U** • Sliding tray tilts to 30 degrees
- EDGE-01U-SP** • Open rear deck allows for easier access for MTP® Connectors
- Removable rear strain-relief shelf allows for installation in reduced-depth applications. See hardware accessories for alternate strain-relief options.
- EDGE-02U** • Removable back door allows easier access to MTP Connectors on rear of modules.
- EDGE-04U** • Industry-leading fiber density while maintaining unparalleled finger access to jumpers.



**EDGE-01U**  
| Photo LAN1693



**EDGE-01U-SP**  
| Photo LAN2297



**EDGE-02U**  
| Photo LAN2245



**EDGE-04U**  
| Photo LAN2309

## specifications and ordering information |

Part Number	Rack Units (RU)	Product Dimensions W x D x H (in)	Package Dimensions W x D x H (in)	Shipping weight (lbs)	Module or Fiber density per unit	Panel Capacity
EDGE-01U	1	17 x 21.95 x 1.75	20.3 x 27 x 7.8	16	96	8
EDGE-01U-SP	1	17 x 19.5 x 1.75*	19 x 22.125 x 7.75	11	144	12
EDGE-02U	2	17 x 24.6 x 3.50	22.3 x 27.4 x 8.4	27	288	24
EDGE-04U	4	17 x 24.6 x 7.00	23.3 x 28.6 x 13	34	576	48

\* When rear strain-relief plate is removed, product depth reduces to 14.9-in.

# Pretium EDGE® HD Solutions

A LANscape® Pretium®  
Solutions Product

## Modules

Pretium EDGE® Modules provide the interface between the MTP® Connectors on the trunk and the LC duplex jumpers that will then connect directly into the electronics. The LC duplex adapters feature hinged VFL-compatible shutters that move up and out of the way when the connector is inserted. Specially designed indents in the shutters ensure that the end faces of the connectors are never touched. These shutters replace the standard dust caps that typically once removed are never replaced, exposing the interior end faces to dust particles and possible damage.



Pretium EDGE Module with VFL-Compatible Shutters  
| Photo LAN1545

## ordering information |

ECM - UM12	-	<input type="checkbox"/> <input type="checkbox"/>	-	<input type="checkbox"/> <input type="checkbox"/>	<input type="checkbox"/>
		1		2	3

**|1**  
Select LC duplex adapters on front of module.  
05 = Multimode (OM3/OM4)  
04 = Single-Mode (OS2)

**|2**  
Select Pinned MTP® Adapter on rear of module.  
93 = Multimode  
89 = Single-Mode

**|3**  
Select fiber type.  
T = OM3  
Q = OM4  
G = OS2

# Pretium EDGE® HD Solutions

A LANscape® Pretium®  
Solutions Product

## MTP® Adapter Panels

Pretium EDGE® MTP® Adapter Panels provide a simple interface to mate MTP Connectors. This occurs when connecting MTP Trunks to MTP Extender Trunks, MTP Trunks to Trunk Harnesses and in 40G multimode networks when MTP Trunks are connected to 40G jumpers.



MTP Adapter Panel with 4 MTP Adapters | Photo LAN2695

## ordering information |

EDGE	-	CP	<input type="text"/>	<input type="text"/>	-	<input type="text"/>	<input type="text"/>
			1			2	

|1  
Select fiber count.  
24 = 2 MTP Adapters  
48 = 4 MTP Adapters


|2  
Select fiber type.  
E3 = Multimode (OM3/OM4)  
90 = Single-Mode (OS2)

# Pretium EDGE® HD Solutions

A LANscape® Pretium®  
Solutions Product

## MTP® Trunks

Pretium EDGE® MTP® Trunks provide the backbone of the Pretium EDGE Solution. With non-pinned MTP Connectors on both ends of the cable, these trunks are designed to interface with the Pretium EDGE or Plug & Play™ modules. All trunks are shipped with strain-relief clips that allow for the tool-less installation in both Pretium EDGE and Plug & Play Housings. These trunks conform to TIA-568 Type-B polarity.



Pretium EDGE MTP Trunks | Photo LAN1550

## ordering information |

<input type="checkbox"/>	<input type="checkbox"/> <input type="checkbox"/> <input type="checkbox"/> <input type="checkbox"/>	<input type="checkbox"/> <input type="checkbox"/>	<input type="checkbox"/>	PNDDU	-	<input type="checkbox"/> <input type="checkbox"/> <input type="checkbox"/>	F
1	2	3	4			5	

|1

Select grip application.

- G = Grip on one end
- Z = No grips

|2

Select Non-Pinned  
MTP Connectors.

- 7575 = Multimode
- 9090 = Single-Mode

|3

Select fiber count.

- 12      72
- 24      96
- 48      E4 = 144

|4

Select fiber type.

- T = OM3
- Q = OM4
- G = OS2

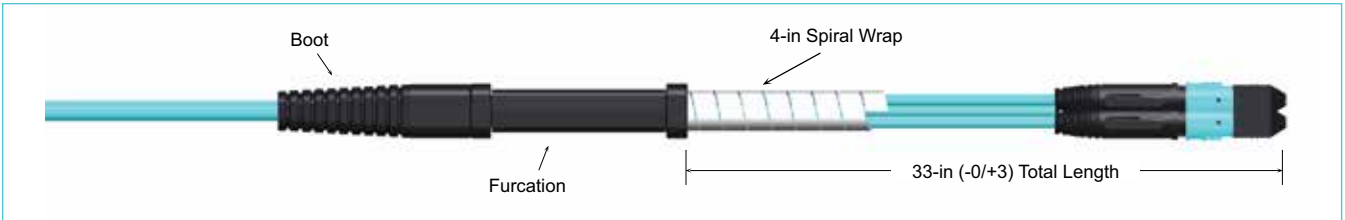
|5

Select cable length in feet.

(measured from furcation to furcation)

- 030, 040, 050, 060, 070, 080, 090, 100, 110, 120, 130, 140, 150, 160, 170, 180, 190 or 200

*\*Other cable lengths available upon request.*



Pretium EDGE Solutions Trunk Cable Configuration | Drawing ZA-3496

# Pretium EDGE® HD Solutions

A LANscape® Pretium®  
Solutions Product

## MTP® Extender Trunks

Pretium EDGE® MTP® Extender Trunks provide additional distance for the backbone of the Pretium EDGE Solution. With a non-pinned MTP Connector on one end of the cable, a pinned MTP Connector on the other and a TIA-568 Type-A polarity, these trunks are designed to interface with a Pretium EDGE or Plug & Play™ Module and an MTP Trunk. All trunks are shipped with strain-relief clips that allow for the tool-less installation in both Pretium EDGE and Plug & Play housings. Most often these extender trunks will be used in a Zone Distribution Area (ZDA).



## ordering information |

<input type="checkbox"/>	<input type="checkbox"/> <input type="checkbox"/>	<input type="checkbox"/> <input type="checkbox"/>	<input type="checkbox"/> <input type="checkbox"/>	<input type="checkbox"/>	<b>PNCDX</b>	<input type="checkbox"/> <input type="checkbox"/> <input type="checkbox"/>	<b>F</b>
1	2	3	4	5		6	

**|1**  
Select grip application.  
G = Grip on one end  
Z = No grips

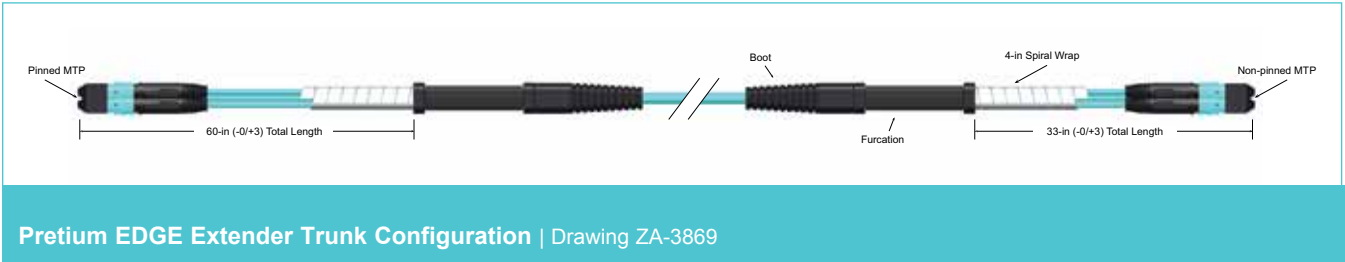
**|2**  
Select Pinned MTP Connector.  
93 = Multimode  
89 = Single-Mode

**|3**  
Select Non-Pinned MTP Connector.  
75 = Multimode  
90 = Single-Mode

**|4**  
Select fiber type.  
T = OM3  
Q = OM4  
G = OS2

**|5**  
Select fiber count.  
12      72  
24      96  
48      E4 = 144

**|6**  
Select cable length in feet.  
(measured from furcation to furcation)  
030, 040, 050, 060, 070, 080, 090, 100, 110, 120, 130, 140, 150, 160, 170, 180, 190 or 200  
*\*Other cable lengths available upon request.*





# Pretium EDGE® HD Solutions

A LANscape® Pretium®  
Solutions Product

## Hybrid MTP® - LC Duplex Trunks

Pretium EDGE® Hybrid MTP® to LC Duplex Trunks combine non-pinned MTP Connectors that connect to Pretium EDGE Modules and duplex uniboot LC connectors that connect directly to electronics enabling more options for cabling data centers.

## ordering information |

<input type="checkbox"/>	<input type="checkbox"/> <input type="checkbox"/> <input type="checkbox"/> <input type="checkbox"/>	<input type="checkbox"/> <input type="checkbox"/>	<input type="checkbox"/>	PND	<input type="checkbox"/>	W	<input type="checkbox"/> <input type="checkbox"/> <input type="checkbox"/>	F
1	2	3	4		5		6	

|1

Select grip application.

G = Grip on MTP end  
Z = No grip

|3

Select fiber count.

12      72  
24      96  
48      E4 = 144

|5

Select 2.0 mm LC leg length.

J = 12 (-0/+3) in      M = 48 (-0/+3) in  
K = 24 (-0/+3) in      N = 60 (-0/+3) in  
L = 36 (-0/+3) in (standard)      P = 72 (-0/+3) in

|2

Select fiber type.

7579 = Multimode  
9078 = Single-Mode

|4

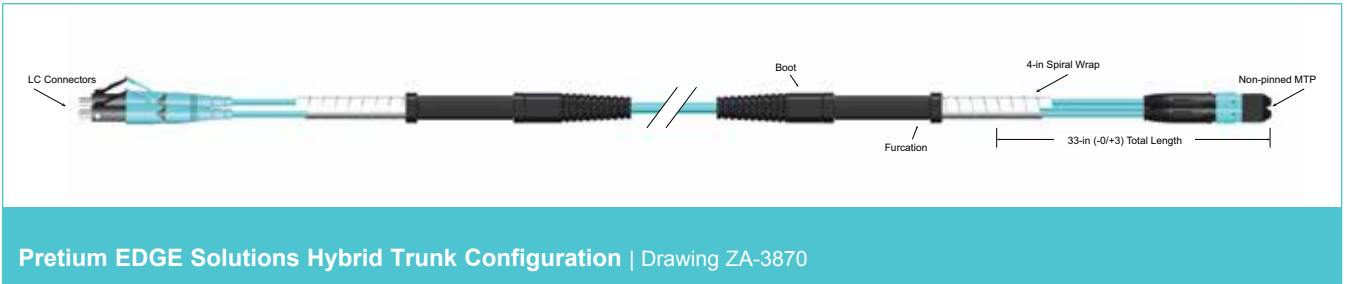
Select fiber type.

T = OM3  
Q = OM4  
G = OS2

|6

Select cable length in feet.

(measured from furcation to furcation)  
030, 040, 050, 060, 070, 080, 090, 100, 110, 120, 130, 140,  
150, 160, 170, 180, 190 or 200  
*\*Other cable lengths available upon request.*





# Pretium EDGE® HD Solutions

A LANscape® Pretium®  
Solutions Product

## Hybrid MTP® - LC Duplex Extender Trunks

Pretium EDGE® Hybrid MTP® to LC Duplex Trunks combine pinned MTP Connectors that connect into MTP Trunks and duplex uniboot LC connectors that connect directly into electronics providing more options for cabling data centers. These hybrid extender trunks are most often used in a Zone Distribution Area (ZDA).

### ordering information |

<input type="checkbox"/>	<input type="checkbox"/> <input type="checkbox"/> <input type="checkbox"/> <input type="checkbox"/>	<input type="checkbox"/> <input type="checkbox"/>	<input type="checkbox"/>	PNC	<input type="checkbox"/>	Z	<input type="checkbox"/> <input type="checkbox"/> <input type="checkbox"/>	F
1	2	3	4		5		6	

**|1**  
Select grip application.  
G = Grip on MTP  
Connector side  
Z = No grip

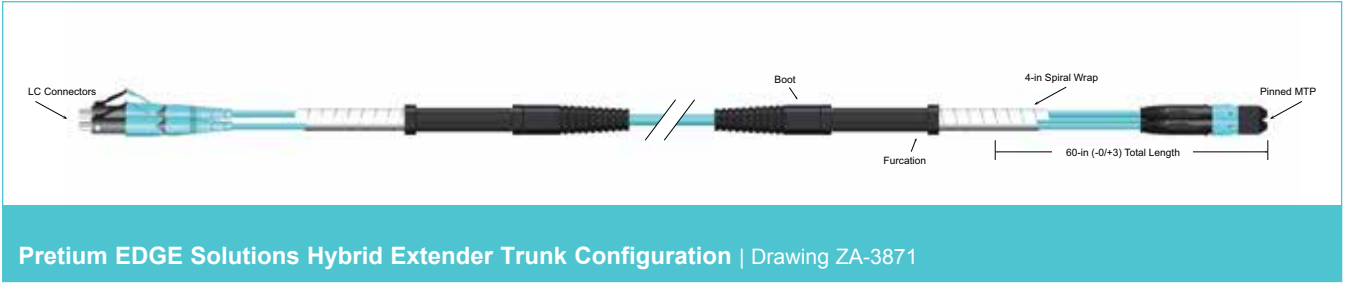
**|2**  
Select fiber type.  
9379 = Multimode  
8978 = Single-Mode

**|3**  
Select fiber count.  
12 72  
24 96  
48 E4 = 144

**|4**  
Select fiber type.  
T = OM3  
Q = OM4  
G = OS2

**|5**  
Select 2.0 mm LC leg length.  
J = 12 (-0/+3) in  
K = 24 (-0/+3) in  
L = 36 (-0/+3) in (standard)  
M = 48 (-0/+3) in  
N = 60 (-0/+3) in  
P = 72 (-0/+3) in

**|6**  
Select cable length in feet.  
(measured from furcation to furcation)  
030, 040, 050, 060, 070, 080, 090, 100, 110, 120, 130, 140,  
150, 160, 170, 180, 190 or 200  
*\*Other cable lengths available upon request.*



## trunk specifications |

**Cable Ratings/Listings** NFPA 262, National Electrical Code® (NEC®), OFNP, CSA FT-6  
ICEA S-83-596

**Trunk Performance** EIA/TIA 568 C.3 – includes low/high temperature soak of -10/60°C, humidity testing at 90-95% at 40°C, connector durability (500 matings) and connector pull testing

Trunks can be pulled up to 100 lbs using the grip.

Fiber Count	Cable Outside Diameter (in)	Pulling Grip Outside Diameter (in)	Strain-Relief Bracket Type	Minimum Conduit Size (in) with 18-in elbow	Cable Weight (lb/1000 ft)	Minimum Bend Radius Loaded (in)	Minimum Bend Radius Installed (in)
12	0.22	1.6	1	2.5	21	3.25	1.08
24	0.30	1.6	1	2.5	33	4.55	1.52
36	0.31	1.6	1	2.5	37	4.72	1.57
48	0.33	2.2	2	3.0	42	5.02	1.67
72	0.41	2.2	2	3.0	63	6.20	2.07
96	0.47	2.2	2	3.0	73	7.03	2.34
144	0.49	2.2	2	3.0	81	7.38	2.46

## transmission performance |

	OM3 Corning® ClearCurve® Optical Fiber	OM4 Corning ClearCurve Optical Fiber	OS2 Ultra-Bendable Fiber
Fiber Code	T	Q	G
Wavelength (nm)	850/1300	850/1300	1310/1550
Maximum Attenuation (dB/km)	2.8/1.0	2.8/1.0	0.4/0.3
Minimum Effective Modal Bandwidth (MHz•km)	2000/ –	4700/ –	N/A
Maximum Link Length per IEEE802.3 at 10G (m)	300	550*	N/A
Maximum Link Length per IEEE802.3 at 40/100G (m)	100	150	–

trunk shipping information |

Reel Capacities (ft)			
Trunk Fiber Count	Reel A Diameter = 19.5 in Width = 5 in	Reel B Diameter = 19.5 in Width = 12 in	Reel C Diameter = 19.5 in Width = 18 in
12	30-999	N/A	N/A
24	30-700	701-999	N/A
36	30-600	601-999	N/A
48	30-450	451-999	N/A
72	30-300	301-700	701-999
96	30-250	251-400	401-800
144	30-200	201-300	301-650

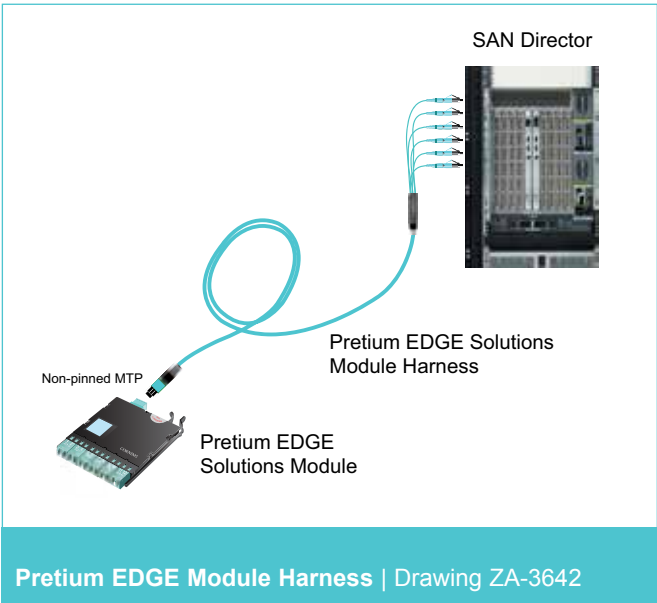
Note: Trunks under 30 ft are shipped in a cardboard box, not on a reel.

# Pretium EDGE® HD Solutions

A LANscape® Pretium®  
Solutions Product

## Module Harnesses

The Pretium EDGE® Module Harness is designed to create a cross-connect point near the electronics by enabling port replication. This is possible with duplex LC connectors to interface with the electronics and a non-pinned MTP® Connector to connect into the back of a module. With port replication, your installation will look the same even after multiple moves, adds and changes. This solution can be used in a Horizontal Distribution Area (HDA).



## ordering information |

H	<input type="checkbox"/> <input type="checkbox"/> <input type="checkbox"/> <input type="checkbox"/>	12	<input type="checkbox"/>	PH	-	<input type="checkbox"/>	W	0	<input type="checkbox"/> <input type="checkbox"/>	F
	1		2			3			4	

|1

Select fiber type.

7579 = Multimode  
(OM3/OM4)  
9078 = Single-Mode (OS2)

|2

Select fiber type.

T = OM3  
Q = OM4  
G = OS2

|3

Select LC leg stagger.

1 = Cisco MDS 9506, 9509 and 9513 48-port blade  
2 = Brocade 48000, DCX and DCX-4S 48-port blade  
3 = Cisco Nexus 7010 and 7018 32-port blade  
4 = Uniform length of 6 inches

|4

Select harness length in feet.

07 = Short harness for adjacent mounting of hardware and electronics  
10 = Medium harness for flexible mounting options within cabinet  
20 = Long harness for adjacent cabinet mounting

Notes:

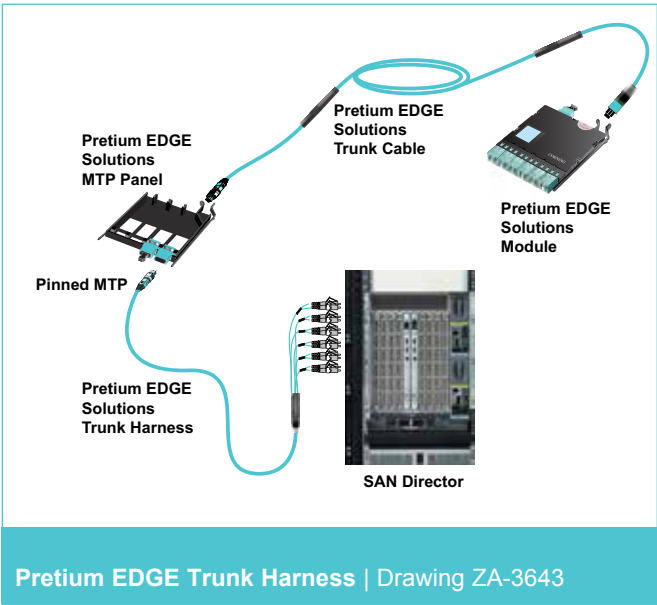
1) Harness length is measured from MTP Connector to furcation plug and therefore does not include LC leg length  
2) Harnesses can be made in 1-ft increments from 3 to 20 ft.

# Pretium EDGE® HD Solutions

A LANscape® Pretium®  
Solutions Product

## Trunk Harnesses

The Pretium EDGE® Trunk Harness is designed to facilitate an interconnect point when the electronics are located in a separate area than the cross-connect or patching field. This is possible with duplex LC connectors to interface with the electronics and a pinned MTP® Connector to connect into a trunk. This solution can be used in an Equipment Distribution Area (EDA).



## ordering information |

H	<input type="checkbox"/> <input type="checkbox"/> <input type="checkbox"/> <input type="checkbox"/>	12	<input type="checkbox"/>	PH	-	<input type="checkbox"/>	Z	0	<input type="checkbox"/> <input type="checkbox"/>	F
	1		2			3			4	

|1

Select fiber type.

9379 = Multimode  
(OM3/OM4)  
8978 = Single-Mode (OS2)

|2

Select fiber type.

T = OM3  
Q = OM4  
G = OS2

|3

Select LC leg stagger.

1 = Cisco MDS 9506, 9509 and 9513 48-port blade  
2 = Brocade 48000, DCX and DCX-4S 48-port blade  
3 = Cisco Nexus 7010 and 7018 32-port blade  
4 = Uniform length of 6 inches

|4

Select harness length in feet.

07 = Short harness for adjacent mounting of hardware and electronics  
10 = Medium harness for flexible mounting options within cabinet  
20 = Long harness for adjacent cabinet mounting

Notes:


1) Harness length is measured from MTP Connector to furcation plug and therefore does not include LC leg length  
2) Harnesses can be made in 1-ft increments from 3 to 20 ft.

# Pretium EDGE® HD Solutions

A LANscape® Pretium®  
Solutions Product

## Reverse Polarity Uniboot Duplex Jumpers

Pretium EDGE® reverse polarity uniboot duplex jumpers allow for the quick and easy conversion from a TIA-568 A-B polarity to a TIA-568 A-A polarity without exposing the fibers or needing any tools. This jumper comes with a straight-through polarity from the factory but you can convert it to a flipped jumper with no tools. This uniboot design allows one cable to carry both fibers, reducing jumper bulk when routing.



## ordering information | for riser-rated jumpers

<input type="checkbox"/> <input type="checkbox"/>	<input type="checkbox"/> <input type="checkbox"/>	02	<input type="checkbox"/>	D120	<input type="checkbox"/> <input type="checkbox"/> <input type="checkbox"/>	M
1	2		3		4	

1	2	3	4
Select connector one type.	Select connector two type.	Select fiber type.	Select length in meters.
57 = Multimode (OM3/OM4) SC Duplex	79 = Multimode (OM3/OM4) LC Duplex	T = OM3	Standard lengths are
79 = Multimode (OM3/OM4) LC Duplex	78 = Single-Mode (OS2) LC Duplex	Q = OM4	001, 002, 003, 004, 005,
78 = Single-Mode (OS2) LC Duplex		G = OS2	006, 007 and 010
			<i>* Additional lengths and plenum-rated jackets are available upon request.</i>

# Pretium EDGE® HD Solutions

A LANscape® Pretium®  
Solutions Product

## Reverse Polarity Duplex LC Clips

All Pretium EDGE® reverse polarity uniboot LC duplex connectors come with a clip that is removable. Corning Cable Systems offers a total of 10 colors to allow for easy link identification or fabric segmentation.



## ordering information | (must order in multiples of 100)

Trigger	-	BP	-	U	<input type="checkbox"/>
					1

- |1
- Select color.
- N = Blue
  - R = Red
  - E = Orange
  - B = Black
  - G = Green
  - Y = Yellow
  - K = Beige
  - R = Rose
  - C = Slate
  - A = Aqua

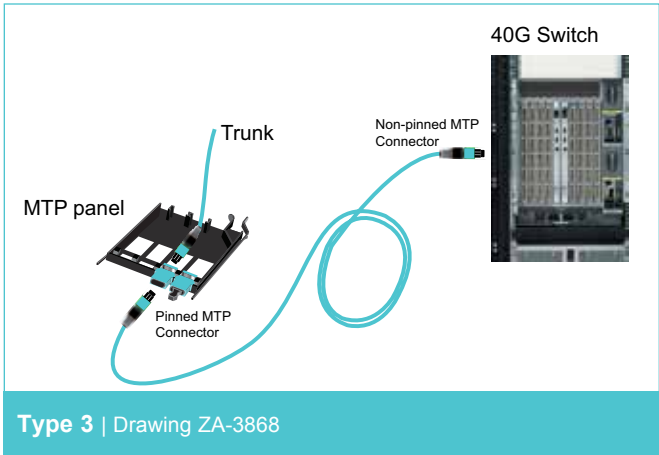
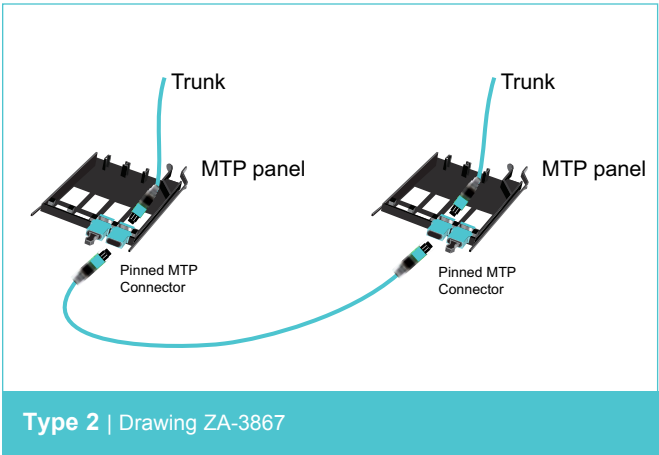
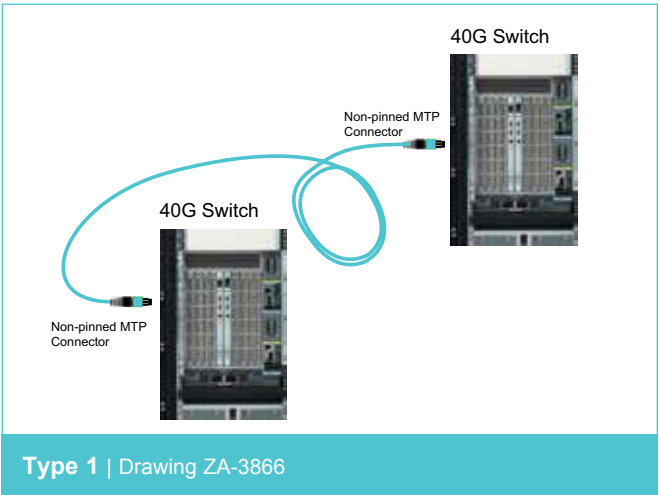


# Pretium EDGE® HD Solutions

A LANscape® Pretium®  
Solutions Product

## MTP® Jumpers

Pretium EDGE® MTP Jumpers allow for the seamless migration to higher data rates for multimode systems in the data center when used in conjunction with universal trunks. This jumper is based around pinned or non-pinned 12-fiber MTP Connectors. Pictured here are the three most common applications for this type of jumper to make ordering easier. All the jumpers listed have a TIA-568 Type-B polarity and are plenum rated.



## ordering information |

J	<input type="checkbox"/> <input type="checkbox"/>	<input type="checkbox"/> <input type="checkbox"/>	12	<input type="checkbox"/>	E8 - NB	<input type="checkbox"/> <input type="checkbox"/> <input type="checkbox"/>	<input type="checkbox"/>
	1	2		3		4	5

**|1**  
Select MTP Connector one.  
75 = Non-pinned OM3/OM4  
93 = Pinned OM3/OM4  
90 = Non-pinned OS2  
89 = Pinned OS2

**|2**  
Select MTP Connector two.  
Use options from item 1  
*See Note 1.*










**|3**  
Select fiber type.  
T = OM3  
Q = OM4  
G = OS2

**|4**  
Select distance.  
001-999

**|5**  
Select unit of measure.  
M = Meters  
F = Feet  
  
*Notes:*  
1) Always list lowest numbered connector first  
2) Other polarities available




## ordering information |

### Accessories

Part Number	Description	
<b>Housing Accessories</b>		
<b>PC1-BKT-23</b>	Bracket for mounting 1U Pretium EDGE® housings into 23-in racks	
<b>PC2-BKT-23</b>	Bracket for mounting 2U Pretium EDGE housings into 23-in racks	
<b>PC4-BKT-23</b>	Bracket for mounting 4U Pretium EDGE housings into 23-in racks	
<b>EDGE-CDF-RJ04-BKT</b>	Rack-mounted strain-relief bracket that holds 4 keyhole or 4 U-clip style strain-relief clips	
<b>EDGE-CDF-RJ08-BKT</b>	Rack-mounted strain-relief bracket that holds 8 keyhole or 8 U-clip style strain-relief clips	
<b>EDGE-CDF-RJ12-BKT</b>	Rack-mounted strain-relief bracket that holds 12 keyhole or 12 U-clip style strain-relief clips	
<b>EDGE-01U-FLSH-BKT</b>	Bracket for mounting a 96- or 144-fiber 1U housing flush to the front rail of a cabinet. Useful in server cabinets with no room between front mounting rail and door.	
<b>EDGE-BKT-WT-2RU</b>	19-in bracket that attaches to a wire tray that holds 2U worth of housings	
<b>EDGE-BKT-WT-4RU</b>	19-in bracket that attaches to a wire tray that holds 4U worth of housings	

ordering information |

Accessories






Part Number	Description	
Housing Accessories		
EDGE-BKT-LR-2RU	19-in bracket that attaches to a ladder rack that holds 2U worth of housings	
EDGE-BKT-LR-4RU	19-in bracket that attaches to a ladder rack that holds 4U worth of housings	
EDGE-SMH-SLK	Slack storage/splicing option for Single-Module Housing	

# Pretium EDGE® HD Solutions

A LANscape® Pretium®  
Solutions Product

## ordering information |

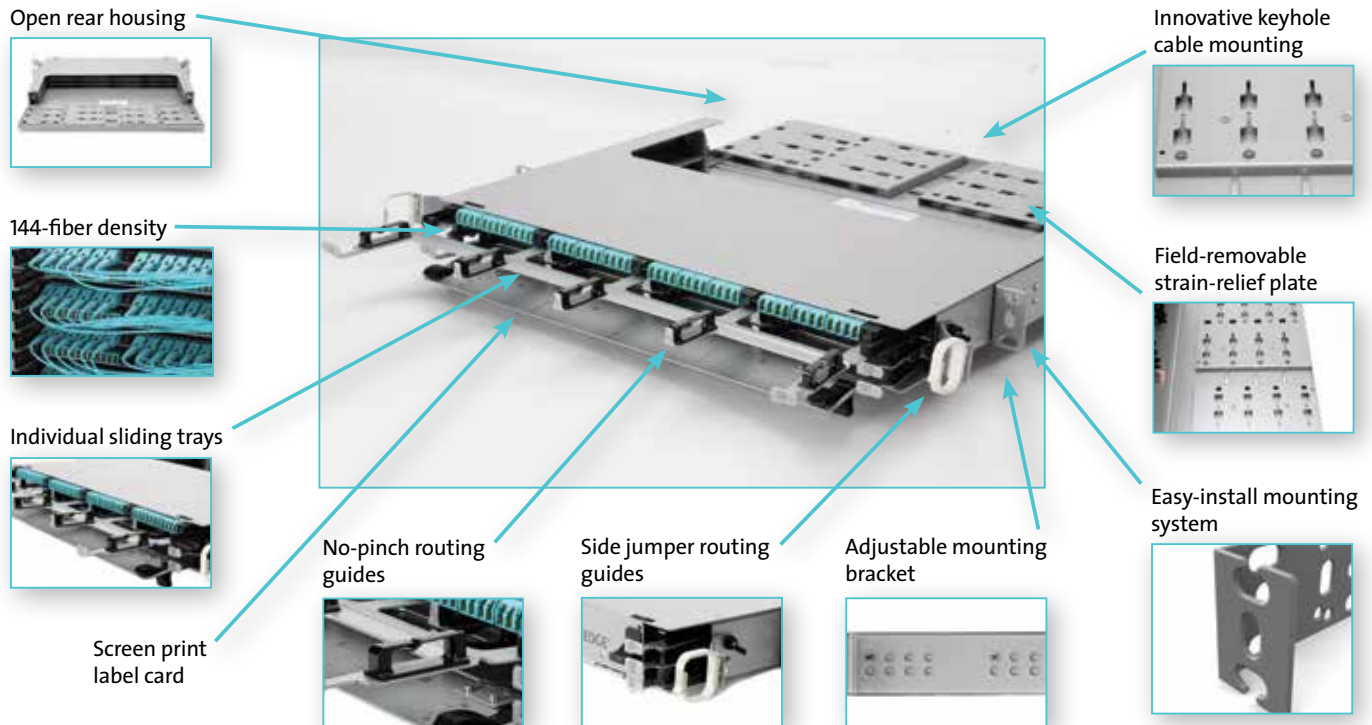
### Accessories

Part Number	Description	
<b>Trunk Accessories</b>		
<b>EDGE-DBLSTRN1-10</b>	Pretium EDGE® trunk keyhole strain-relief clip for 2 size 1 (12- to 36-fiber) trunks, 10 pack	
<b>EDGE-STRN1-10</b>	Replacement Pretium EDGE trunk keyhole strain-relief clip for 1 size 1 (12- to 36-fiber) trunk, 10 pack	
<b>EDGE-STRN2-10</b>	Replacement Pretium EDGE trunk keyhole strain-relief clip for 1 size 2 (48- to 144-fiber) trunk, 10 pack	
<b>EDGE-CLIP-1-10</b>	Replacement Pretium EDGE trunk U-clip strain-relief clip for 1 size 1 (12- to 36-fiber) trunk, 10 pack	
<b>EDGE-CLIP-2-10</b>	Replacement Pretium EDGE trunk U-clip strain-relief clip for 1 size 2 (48- to 144-fiber) trunk, 10 pack	
<b>Cleaning Accessories</b>		
<b>CLEANER-PORT-LC</b>	LC connector and port cleaning tool	
<b>2104466-01</b>	MTP® Connector and port cleaning tool	

# Pretium EDGE® HD Solutions

A LANscape® Pretium®  
Solutions Product

## Pretium EDGE® HD Solutions: the definition of innovation



Corning Cable Systems LLC • PO Box 489 • Hickory, NC 28603-0489 USA  
800-743-2675 • FAX: 828-325-5060 • International: +1-828-901-5000 • [www.corning.com/cablesystems](http://www.corning.com/cablesystems)

Corning Cable Systems reserves the right to improve, enhance and modify the features and specifications of Corning Cable Systems products without prior notification. LANscape, Pretium and Pretium EDGE are registered trademarks of Corning Cable Systems Brands, Inc. Plug & Play is a trademark of Corning Cable Systems Brands, Inc. ClearCurve and Corning are registered trademarks of Corning Incorporated. MTP is a registered trademark of USConec, Ltd. All other trademarks are the properties of their respective owners. Corning Cable Systems is ISO 9001 certified. © 2009, 2012 Corning Cable Systems. All rights reserved. Published in the USA. LAN-1141-EN / November 2012